

SPECIFICATIONS



Features

- Max Flow Rate : 1.5 GPM(5.7L/Min) @ 60 PSI
- Fits 2 Hole
- Fits 8" Center Holes
- Polished Chrome

Components





- Round Acrylic Knob Handles
- Finished Metal Body
- Washerless Cartridge
- Lead Free* Polymer Lined Waterways
- Water Saving Aerator

Drain Type

N/A

ES122-CP





Standards & Certifications

			
✓	✓	✓	

Available Finishes

			
✓			

Mount Type

			
		✓	

Specified model meets or exceeds the following:

- ASME A112.18.1/CSA B125.1
- IAPMO/cUPC
- NSF/ANSI 372
- NSF/ANSI/CAN 61 – Sec. 9: Q≤21
- *≤ .25% Pb

AVAILABLE MODELS

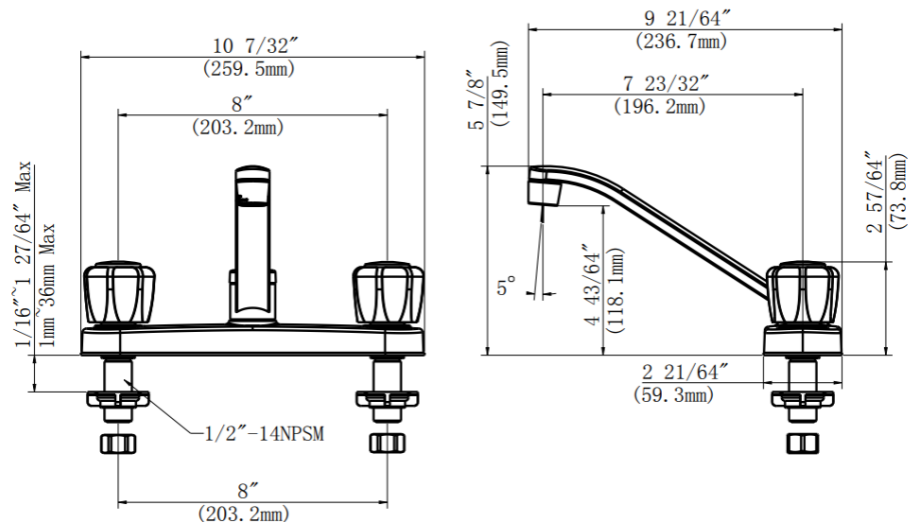
ES123R-CP - Kitchen Faucet

Mainline products have been manufactured under the highest standards of quality and workmanship. That is why we offer a "Limited 5 Year" warranty on the function and finish of our faucets.



Please visit www.mainlinecollection.ca for available finishes. Finish is defined by additional suffix.

Drawings



SUBMITTAL INFORMATION

Name: _____ Contractor: _____
 Location: _____ Contact #: _____
 Notes: _____

Service & Parts

Please reach out to epleservice@emcoltd.com for support/ visit mainlinecollection.ca / CANADA +1 (450) 621 5636