





SPECIFICATIONS

Features

- Diverter Tub Spout
- Die-Cast
- Co-ordinate with Endura Suit
- Slip-Fit
- 1/2" -14 NPT Connection
- CUPC Certified



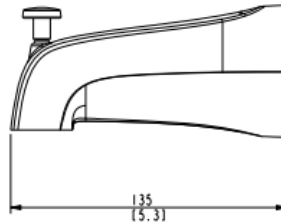
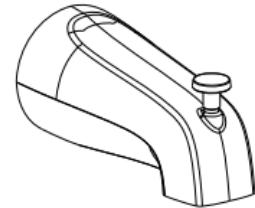
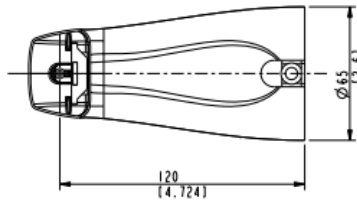
ENDSPT-CP

Standards & Certifications			
			
	✓		

Available Finishes			
			
✓			

Please visit www.mainlinecollection.ca for available finishes. Finish is defined by additional suffix.

Drawings



Specified model meets or exceeds the following:

- ASME A112.18.1/CSA B125.1
- IAPMO/cUPC

AVAILABLE MODELS

Mainline products have been manufactured under the highest standards of quality and workmanship. That is why we offer "Limited Lifetime" warranty on the function and finish of our faucets.



SUBMITTAL INFORMATION

Name: _____ Contractor: _____

Location: _____ Contact #: _____

Notes: _____

Service & Parts

Please reach out to epleservice@emcoltd.com for support/ visit mainlinecollection.ca / CANADA +1 (450) 621 5636