

### SPECIFICATIONS



JV512W1R5

#### Shower Kit with 2Way Diverter Trim(No Share)– 512W Series

Shower Kit with Five function Hand Shower, 60" Metal Hose, Shower Elbow, Wall Bracket, 17" Right Angle Arm & Flange, Rain Shower Head & 2 Way Diverter Valve Trim – Requires M420 Rough-in Valve

##### Hand Shower– MLR5FHS

- 1/2" -14 NPSM Connection
- Integral Check Valve
- Self Cleaning Rubber Jets
- FiveFunction Spray
- Max Flow Rate: 1.75GPM @ 60 PSI (6.6L/Min)
- 100% Factory Pressure Tested

##### Shower Elbow - MLRSE

- Finished Metal Body
- Round Design
- Mounting Hardware included
- ½" 14NPT – Wall Mount
- ½" 14NPSM – Shower Hose

##### Valve Only Trim – JV611

- Includes Ceramic Disc Cartridge
- Requires Mainline M420 Rough-in Valve
- **2 Way, Non-Share Diverter Function**
- Easy – Press to Place Installation
- Deep Installation Adapters (Optional)
- ADA

##### Wall Bracket – MLSWB

- Wall Bracket
- Finished Metal Body
- Mounting Hardware included

##### Metal Shower Hose - MLS60MH

- 60" Shower Hose
- W/Brass Connectors
- 2 x ½" 14 NPSM
- Finished Metal Body

##### Shower Arm & Flange – ML17RASA & MLR5F

- 17" Right Angled Shower Arm for Wall Mount Application
- Finished Metal Body
- Wall Side ½" -14 NPT Connection
- Shower side ½" 14 NPSM
- Metal, 2 ½" Dia Round Shower Flange

Specified model meets or exceeds the following:

- ASME A112.18.1/CSA B125.1
- IAPMO/cUPC
- EPA WaterSense®
- ADA for lever handle control

##### AVAILABLE FORMATS

Multiple Kit Formats Available  
Visit [mainlinecollection.ca](http://mainlinecollection.ca)





Mainline products have been manufactured under the highest standards of quality and workmanship. That is why we offer "Limited Lifetime" warranty on the function and finish of our shower faucets.




##### Shower Head – MLRRSH

- 1/2" -14 NPSM Connection
- Self Cleaning Rubber Jets
- Single Function Rain
- Max Flow Rate: 1.75 GPM @ 60 PSI (6.6L/Min)
- 100% Factory Pressure Tested

#### Standards & Certifications

|   |   |   |  |
|---|---|---|--|
|  |  |  |  |
| ✓   | ✓   | ✓   | ✓  |

#### Available Finishes

|   |   |   |   |
|---|---|---|---|
|  |  |  |  |
| ✓   |   |   |   |

Please visit [www.mainlinecollection.ca](http://www.mainlinecollection.ca) for available finishes. Finish is defined by additional suffix.

Please visit [www.mainlinecollection.ca](http://www.mainlinecollection.ca) for detailed Specification of components.

### SUBMITTAL INFORMATION

Name: \_\_\_\_\_ Contractor: \_\_\_\_\_

Location: \_\_\_\_\_ Contact #: \_\_\_\_\_

Notes: \_\_\_\_\_

#### Service & Parts

Please reach out to [epleservice@emcoltd.com](mailto:epleservice@emcoltd.com) for support/ visit [mainlinecollection.ca](http://mainlinecollection.ca) / CANADA +1 (450) 621 5636