



# MAINLINE®

Preferred by the pros.™

# JØVI

## Tub & Wall Hand Shower Trim Kit

### SPECIFICATIONS

#### Tub & Wall Hand Shower Trim Kit – 51NDS Series

Shower Kit with Seven function Hand Shower, 60" Metal Hose, Shower Elbow, Wall Bracket, Non-Diverter Tub Spout & 2 Way Diverter Valve Trim – Requires M420 Rough-in Valve



### JV517NDS

#### Hand Shower – MLR7FHS

- 1/2" -14 NPSM Connection
- 7 Function Spray
- Integral Check Valve
- Self Cleaning Rubber Jets
- Max Flow Rate: 1.75 GPM @ 60 PSI (6.6L/Min)
- 100% Factory Pressure Tested

#### Shower Elbow - MLRSE

- Finished Metal Body
- Round Design
- Mounting Hardware included
- 1/2" 14NPT – Wall Mount
- 1/2" 14NPSM – Shower Hose

#### Valve Only Trim – JV611

- Includes Ceramic Disc Cartridge
- Requires Mainline M420 Rough-in Valve
- **2 Way, Non-Share Diverter Function**
- Easy – Press to Place Installation
- Deep Installation Adapters (Optional)
- ADA

#### Wall Bracket - MLSWB

- Wall Bracket
- Finished Metal Body
- Mounting Hardware included

#### Metal Shower Hose - MLS60MH

- 60" Shower Hose
- W/Brass Connectors
- 2 x 1/2" 14 NPSM
- Finished Metal Body

#### Tub Spout - MLRSPT

- Non-Diverter Tub Spout
- Die-Cast
- 1/2"-14NPT/SLIPFIT
- CUPC Certified

Specified model meets or exceeds the following:

- ASME A112.18.1/CSA B125.1
- IAPMO/cUPC
- EPA WaterSense®
- ADA for lever handle control





#### AVAILABLE FORMATS

Multiple Kit Formats Available  
Visit [mainlinecollection.ca](http://mainlinecollection.ca)

Mainline products have been manufactured under the highest standards of quality and workmanship. That is why we offer "Limited Lifetime" warranty on the function and finish of our shower faucets.



#### Standards & Certifications

			
✓	✓	✓	✓

#### Available Finishes

			
✓			

Please visit [www.mainlinecollection.ca](http://www.mainlinecollection.ca) for available finishes. Finish is defined by additional suffix.

Please visit [www.mainlinecollection.ca](http://www.mainlinecollection.ca) for detailed Specification of components.

### SUBMITTAL INFORMATION

Name: \_\_\_\_\_ Contractor: \_\_\_\_\_

Location: \_\_\_\_\_ Contact #: \_\_\_\_\_

Notes: \_\_\_\_\_

#### Service & Parts

Please reach out to [epleservice@emcoltd.com](mailto:epleservice@emcoltd.com) for support/ visit [mainlinecollection.ca](http://mainlinecollection.ca) / CANADA +1 (450) 621 5636