

**SPECIFICATIONS**



LNHS251

**Features**

- Wall Mount Shower Bracket
- Finished Metal Body
- W/ Square Shower Elbow
- Single Function Hand Shower
- 1/2" -14 NPSM Connection
- Self Cleaning Rubber Jets
- Single Function Spray
- Max Flow Rate: 1.8GPM( 6.8L/Min) @ 60 PSI
- 60" Metal Shower Hose

**Kit Components**

- Wall Bracket - MLSWB
- Shower Elbow – MLSSE
- Hand Shower – MLS1FHS
- 60" Metal Hose – MLS60MH

Specified model meets or exceeds the following:

- ASME A112.18.1/CSA B125.1
- IAPMO/cUPC





**AVAILABLE FORMATS**

Multiple Kit Formats Available  
Visit [mainlinecollection.ca](http://mainlinecollection.ca)

Mainline products have been manufactured under the highest standards of quality and workmanship. That is why we offer "Limited 5 Year" warranty on the function and finish of our accessories.



**Standards & Certifications**

			
	✓		

**Available Finishes**

✓			✓

Please visit [www.mainlinecollection.ca](http://www.mainlinecollection.ca) for available finishes. Finish is defined by additional suffix.  
Please visit [www.mainlinecollection.ca](http://www.mainlinecollection.ca) for detailed Specification of components.

**SUBMITTAL INFORMATION**

Name: \_\_\_\_\_ Contractor: \_\_\_\_\_

Location: \_\_\_\_\_ Contact #: \_\_\_\_\_

Notes: \_\_\_\_\_

**Service & Parts**

Please reach out to [epleservice@emcoltd.com](mailto:epleservice@emcoltd.com) for support/ visit [mainlinecollection.ca](http://mainlinecollection.ca) / CANADA +1 (450) 621 5636