





### SPECIFICATIONS

#### Features

- 12" Shower Arm for Wall Mount Application
- Right Angle, ideal for Rain Showers
- Finished Metal Body
- W/O Flange
- Wall Side 1/2" -14 NPT Connection
- Shower side 1/2" 14 NPSM
- Optional Shower Flanges
  - MLRSF – Round Shower Flange
  - MLSSF – Square Shower Flange



ML12RASA

Standards & Certifications			
			
	✓		

Available Finishes			
			
✓	✓		✓

Specified model meets or exceeds the following:

- ASME A112.18.1/CSA B125.1
- IAPMO/cUPC

#### AVAILABLE MODELS

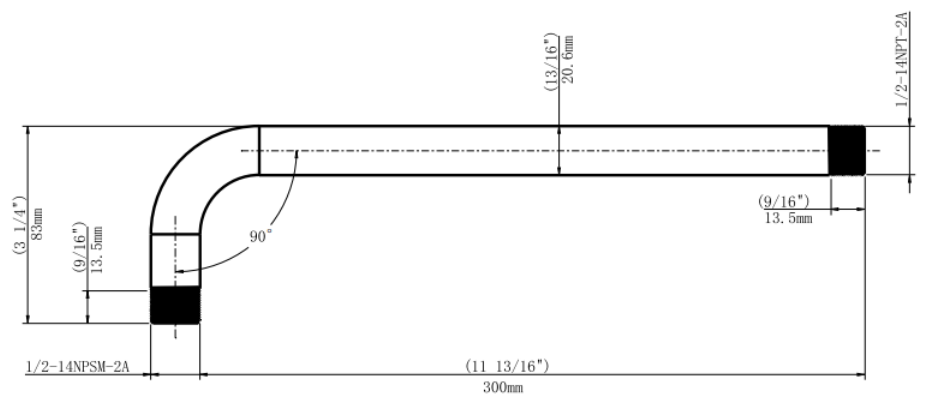
ML17RASA - 17" Shower Arm

Mainline products have been manufactured under the highest standards of quality and workmanship. That is why we offer "Limited 5 Year" warranty on the function and finish of our accessories.



Please visit [www.mainlinecollection.ca](http://www.mainlinecollection.ca) for available finishes. Finish is defined by additional suffix.

#### Drawings



### SUBMITTAL INFORMATION

Name: \_\_\_\_\_ Contractor: \_\_\_\_\_

Location: \_\_\_\_\_ Contact #: \_\_\_\_\_

Notes: \_\_\_\_\_

#### Service & Parts

Please reach out to [epleservice@emcoltd.com](mailto:epleservice@emcoltd.com) for support/ visit [mainlinecollection.ca](http://mainlinecollection.ca) / CANADA +1 (450) 621 5636