









SPECIFICATIONS



MLPU4T

Features

- Push Pop-Up
- Fits 1-1/4" Drain Opening
- Tailpiece is 1-1/4" OD
- Less Overflow
- Brass Construction
- Ideal for Vessel Lavatories

Standards & Certifications				Available Finishes			
							
	✓			✓	✓	✓	✓

Specified model meets or exceeds the following:

- ASME A112.18.1/CSA B125.1
- IAPMO/cUPC

AVAILABLE MODELS

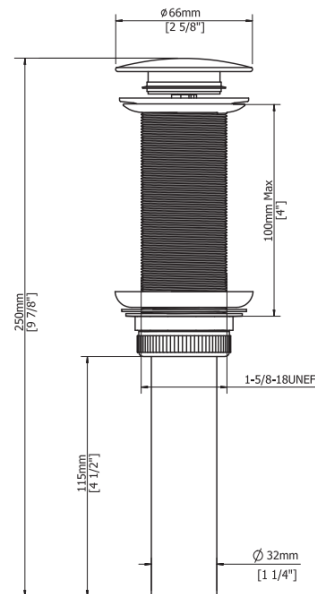
MLPOP55 – 5050 Push Pop-up with overflow
 MLPUWO – Brass Pop-up with overflow
 MLBPU – Bass Mechanical Pop-up with Lift Rod

Mainline products have been manufactured under the highest standards of quality and workmanship. That is why we offer "Limited 5 Year" warranty on the function and finish of our Lavatory Drains.



Please visit www.mainlinecollection.ca for available finishes. Finish is defined by additional suffix.

Drawings



SUBMITTAL INFORMATION

Name: _____ Contractor: _____
 Location: _____ Contact #: _____
 Notes: _____

Service & Parts

Please reach out to epleservice@emcoltd.com for support/ visit mainlinecollection.ca / CANADA +1 (450) 621 5636