









SPECIFICATIONS



MLR1FHS

Features

- 1/2" -14 NPSM Connection
- Integral Check Valve
- Self Cleaning Rubber Jets
- Single Function Spray
- Max Flow Rate: 1.8 GPM @ 60 PSI (6.8L/Min)
- 100% Factory Pressure Tested

Standards & Certifications				Available Finishes			
							
✓	✓			✓			✓

Specified model meets or exceeds the following:

- ASME A112.18.1/CSA B125.1
- IAPMO/cUPC
- EPA Watersense

AVAILABLE MODELS

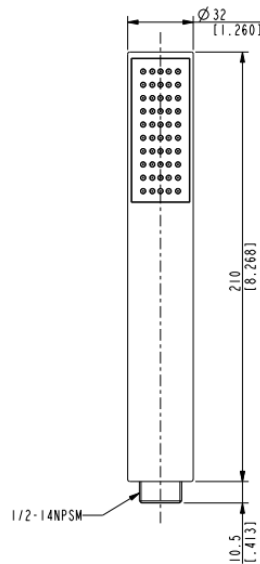
MLR3FHS – Rondo 3 Function Hand Shower
MLR5FHS – Rondo 5 Function Hand Shower
MLR7FHS – Rondo 7 Function Hand Shower

Mainline products have been manufactured under the highest standards of quality and workmanship. That is why we offer "Limited 5 Year" warranty on the function and finish of our Hand showers.



Please visit www.mainlinecollection.ca for available finishes. Finish is defined by additional suffix.

Drawings



SUBMITTAL INFORMATION

Name: _____ Contractor: _____

Location: _____ Contact #: _____

Notes: _____

Service & Parts

Please reach out to epleservice@emcoltd.com for support/ visit mainlinecollection.ca / CANADA +1 (450) 621 5636