









## SPECIFICATIONS



MLR7FHS

### Features

- 1/2" -14 NPSM Connection
- **7 Function Spray**
- Integral Check Valve
- Self Cleaning Rubber Jets
- Max Flow Rate: 1.75 GPM @ 60 PSI (6.6L/Min)
- 100% Factory Pressure Tested

Standards & Certifications				Available Finishes			
							
✓	✓			✓			

Specified model meets or exceeds the following:

- ASME A112.18.1/CSA B125.1
- IAPMO/cUPC
- EPA Watersense

#### AVAILABLE MODELS

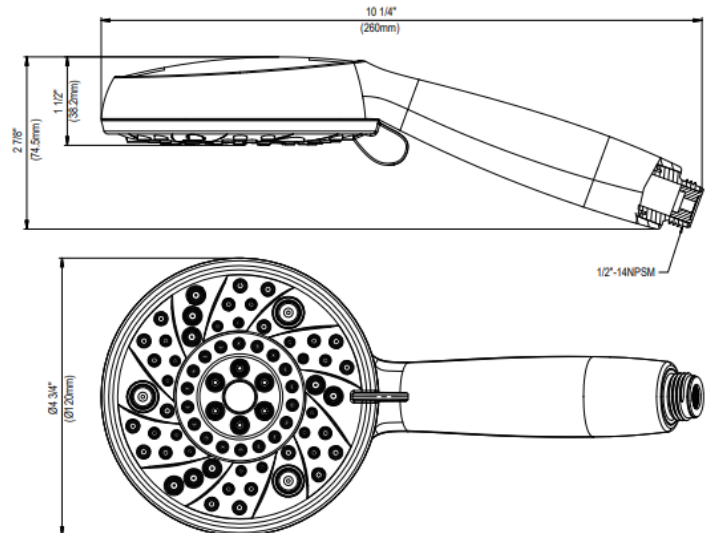
MLR1FHS – Rondo Single Function Hand Shower  
MLR3FHS – Rondo 3 Function Hand Shower  
MLR5FHS – Rondo 5 Function Hand Shower

Mainline products have been manufactured under the highest standards of quality and workmanship. That is why we offer "Limited 5 Year" warranty on the function and finish of our Hand showers.



Please visit [www.mainlinecollection.ca](http://www.mainlinecollection.ca) for available finishes. Finish is defined by additional suffix.

### Drawings



## SUBMITTAL INFORMATION

Name: \_\_\_\_\_ Contractor: \_\_\_\_\_  
Location: \_\_\_\_\_ Contact #: \_\_\_\_\_  
Notes: \_\_\_\_\_

#### Service & Parts

Please reach out to [epleservice@emcoltd.com](mailto:epleservice@emcoltd.com) for support/ visit [mainlinecollection.ca](http://mainlinecollection.ca) / CANADA +1 (450) 621 5636