

SPECIFICATIONS

Features





- 6" Shower Arm for Wall Mount Application
- Finished Metal Body
- W/ Round Flange
- 2 x 1/2" -14 NPT Connection



Kit Components

- Round Shower Flange – MLRSF
- 6" Shower Arm – ML6SA



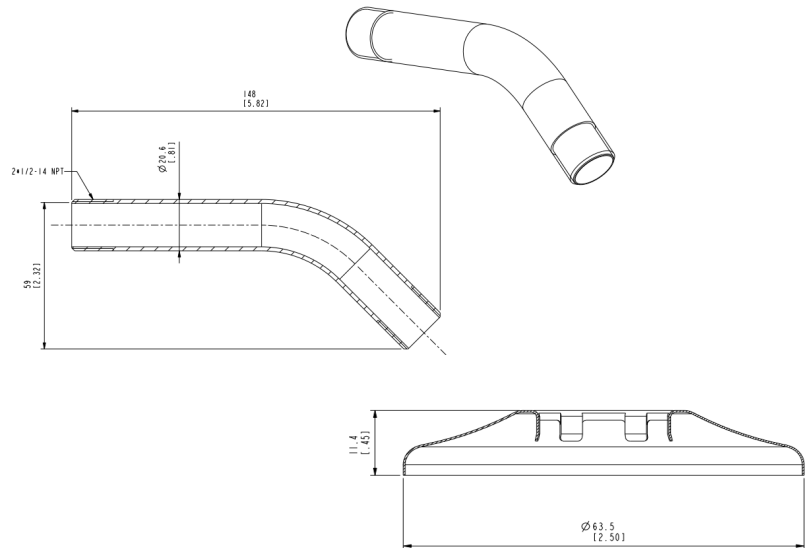
RO6SA

Standards & Certifications			
			
	✓		

Available Finishes			
			
✓	✓	✓	✓

Please visit www.mainlinecollection.ca for available finishes. Finish is defined by additional suffix.

Drawings



Specified model meets or exceeds the following:

- ASME A112.18.1/CSA B125.1
- IAPMO/cUPC

AVAILABLE MODELS

Multiple Kit Formats Available
Visit mainlinecollection.ca

Mainline products have been manufactured under the highest standards of quality and workmanship. That is why we offer "Limited 5 Year" warranty on the function and finish of our accessories.



SUBMITTAL INFORMATION

Name: _____ Contractor: _____

Location: _____ Contact #: _____

Notes: _____

Service & Parts

Please reach out to epleservice@emcoltd.com for support/ visit mainlinecollection.ca / CANADA +1 (450) 621 5636